

Activity Sheet

Make the dots according to the number and complete the caterpillar



Date : **Day-43**

Child's Name :



Motivation tag :



Activity Sheet


Story of Before, Between, After



Thinker

Child's Name :

Date : **Day-11**



Motivation tag :



Activity Sheet



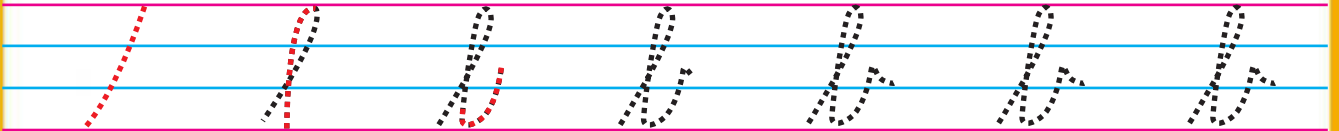
Thinker

Child's Name :

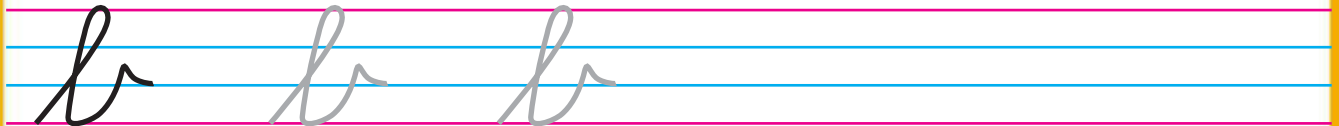
Date : **Day-11**

Let's start with letter "b"

Trace the steps to making the Loopy letter b on the following line.



Trace the Loopy b's. Finish the line with Loopy letter's



Motivation tag :



Activity Sheet

Good Manners

Match the picture with correct segment



Thinker

Date : **Day-12**

Child's Name :



raise your hand
before talking



pray to God



share toys



be a good listener

Motivation tag :



Activity Sheet

Pitter patter rain drops Colour the picture



Thinker

Day-12

Child's Name :

Date :



Motivation tag :



Activity Sheet



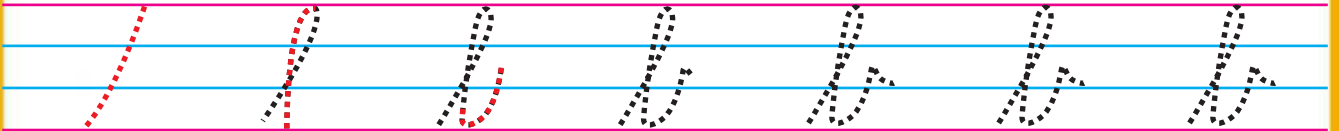
Thinker

Child's Name :

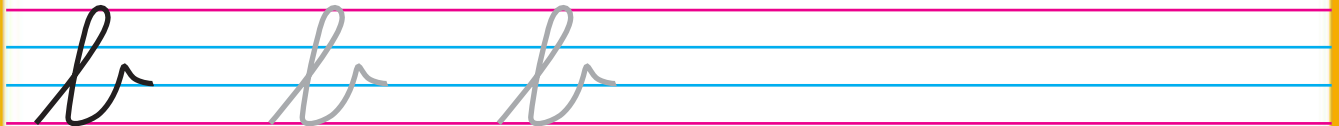
Date : **Day-11**

Let's start with letter "b"

Trace the steps to making the Loopy letter b on the following line.



Trace the Loopy b's. Finish the line with Loopy letter's



Motivation tag :



Activity Sheet

Five Senses





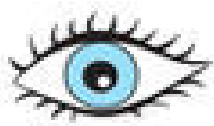
Match the pictures to the connect senses



Thinker

Child's Name :

Date : **Day-13**



Motivation tag :




Activity Sheet



Child's Name :

Date : **Day-13**

Cursive writing letter a.



Cursive writing letter b.



Motivation tag :



Activity Sheet

पुनरावृत्ति

अ से ऋ तक लेख लिखों



Thinker

Child's Name :

Date : Day-13

Handwriting practice area with multiple sets of horizontal lines (red top and bottom, green middle) for writing.

Motivation tag :



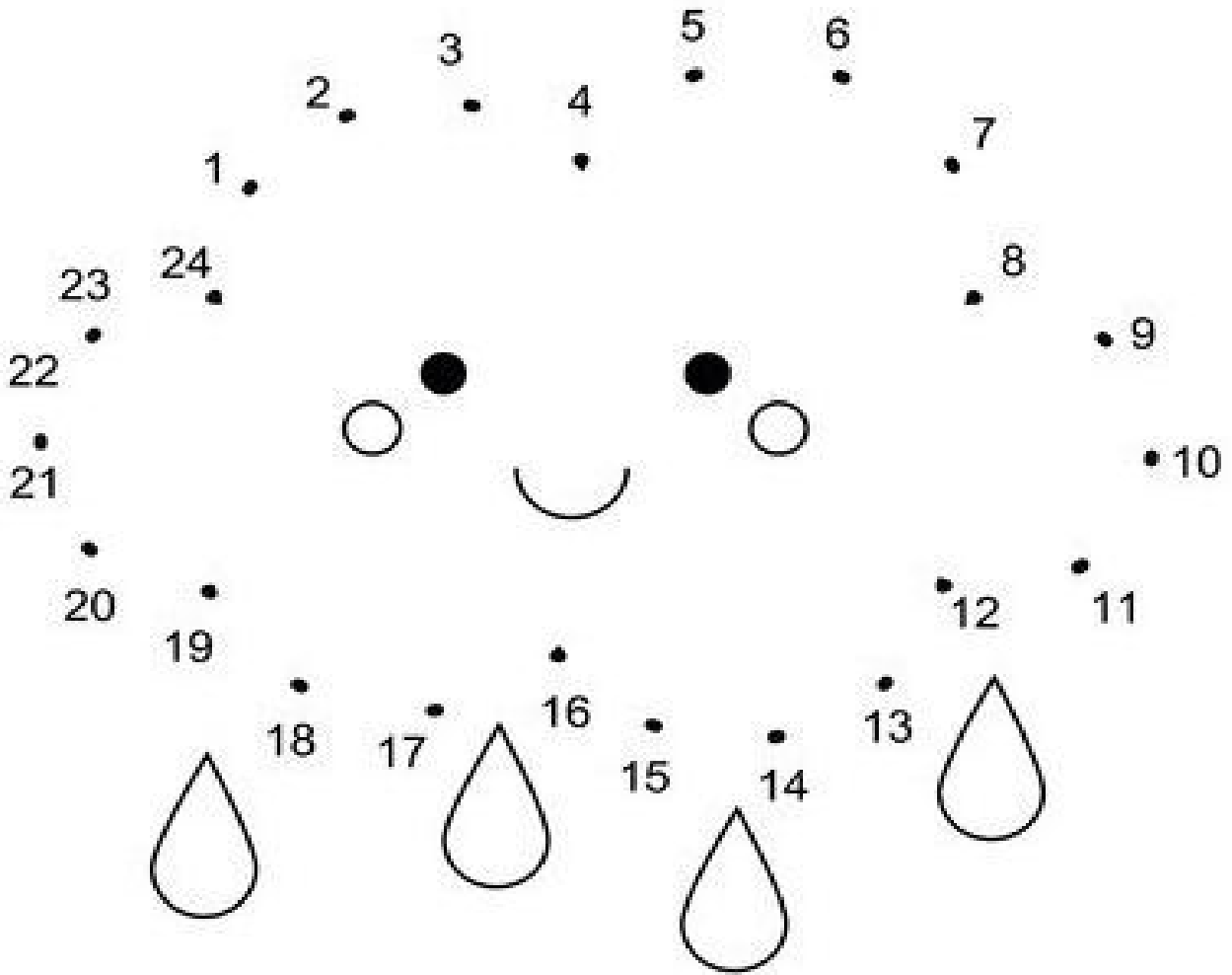
Activity Sheet

Connect the dots and complete the picture and colour it



Child's Name :

Date : **Day-16**



Motivation tag :




Activity Sheet

Count and match

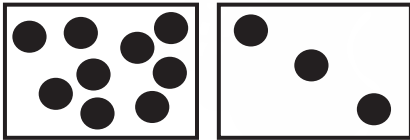


Child's Name :

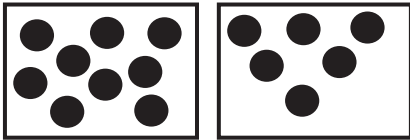
Date : **Day-16**




15



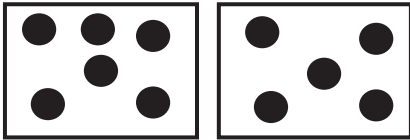
17



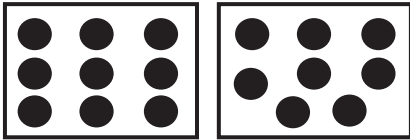
12



11



13



18

Motivation tag :



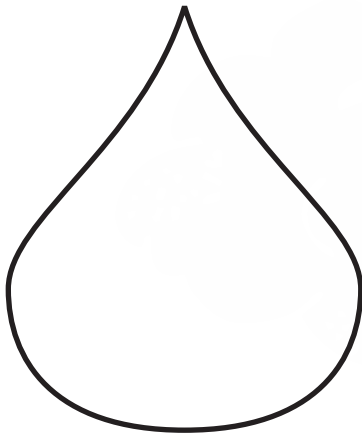
Activity Sheet

New colours are made by mixing two colours.




Child's Name :

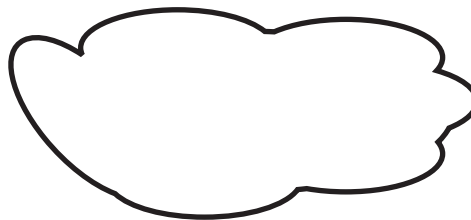
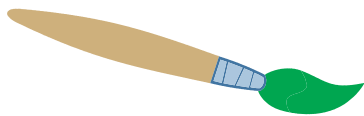
Date : **Day-16**



Fill Blue colour



Fill Yellow colour



Fill Green colour

Motivation tag :



Activity Sheet

दो अक्षर वाले शब्दों का लेख करें



Child's Name :

Date : **Day-17**

त+ल थ+ल ज+ल स+ज ल+ठ

तल थल जल सज लठ

— — — — —

— — — — —

— — — — —

— — — — —

— — — — —

— — — — —

Motivation tag :



Activity Sheet

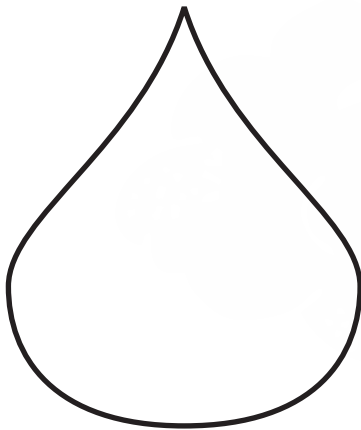
New colours are made by mixing two colours.




LKG

Child's Name :

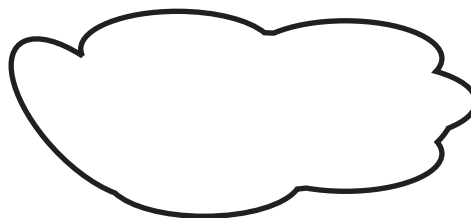
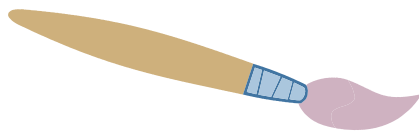
Date : **Day-17**



Fill Black colour



Fill White colour



Fill Grey colour

Motivation tag :



Activity Sheet


Read the text in the class and let
the child say highlighted words




Child's Name :

Sound of 'at'

Date : Day-17



Cat



Bat



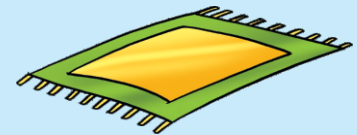
Fat



Hat



Rat



Mat

Read aloud

Sat Pat

San is looking at his little **fat cat**.

Can you look at the little **cat** too?

The little **cat** is sitting on a **mat**.

The **cat** is wearing red dress and San's pink

The **fat cat** can **pat** the **rat** with a **bat**,

Who **sat** right next to San.

Motivation tag :



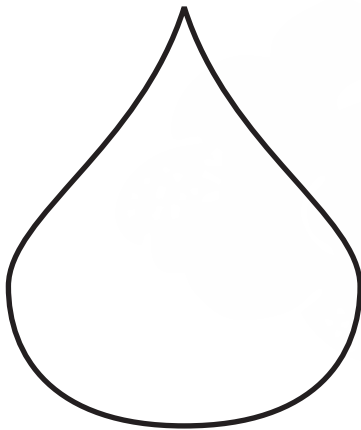
Activity Sheet

New colours are made by mixing two colours.




Child's Name :

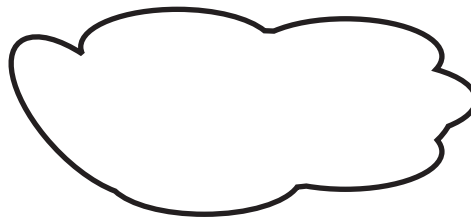
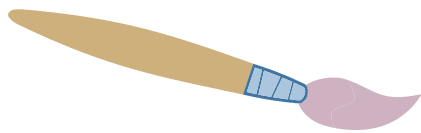
Date : **Day-17**



Fill Black colour



Fill White colour



Fill Grey colour

Motivation tag :



Activity Sheet

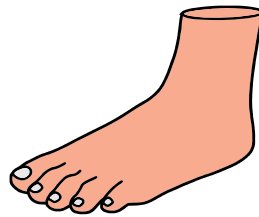
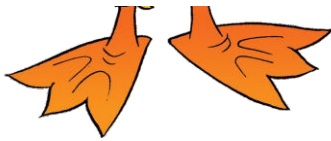

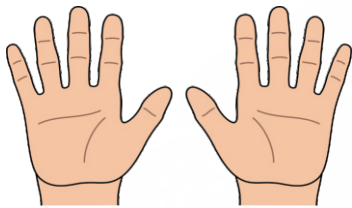
MY BODY

Which of these are parts of your body?
Circle them.



Child's Name :

Date : **Day-20**



Motivation tag :



Activity Sheet

दो अक्षर वाले शब्दों का लेख लिखो



Child's Name :

Date : Day-20

भ+ज च+ल घ+न न+थ उ+ठ

भज चल घन नथ उठ

— — — — —

— — — — —

— — — — —

— — — — —

— — — — —

Motivation tag :



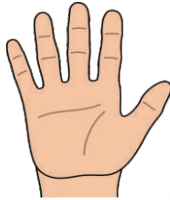
Activity Sheet

Under each body part write how many do you have. One is done for you.



Child's Name :

Date : **Day-20**



Hands



Hands



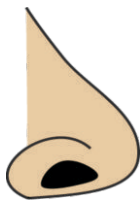
Lips



Legs



Eyes



Nose



Ears



Toes

Motivation tag :



Activity Sheet

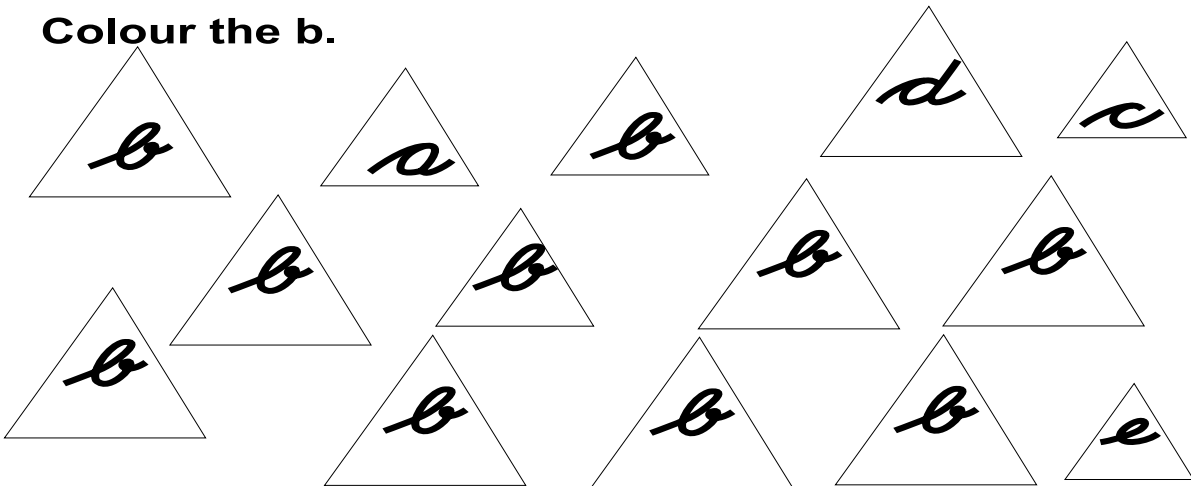


Child's Name :


Date : **Day-20**



Colour the b.



Circle the objects that start with b.



Motivation tag :

